



STOP LOOK & learn

Water Safety


An Educational Coloring & Activity Book



**It is important
to follow
water safety rules.**




**Always swim with a
buddy, and keep an
eye on each other.**



**Remember, a child can drown in just a few seconds.
So, never leave a child unattended — not even for
one minute! Parents, if your child is in the water,
you should be, too!**

- 1 = a
- 2 = b
- 3 = c
- 4 = d
- 5 = e
- 6 = f
- 7 = g
- 8 = h
- 9 = i
- 10 = j
- 11 = k
- 12 = l
- 13 = m
- 14 = n
- 15 = o
- 16 = p
- 17 = q
- 18 = r
- 19 = s
- 20 = t
- 21 = u
- 22 = v
- 23 = w
- 24 = x
- 25 = y
- 26 = z



Match the letters to the numbers and write the secret message!


18 5 13 5 13 2 5 18

20 15 19 23 9 13

_____ !

19 1 6 5 12 25


**There is no substitute for knowing how to swim.
Toys will not keep you safe in the water!**



Inflatable toys are fun to play with, but they are not meant to keep you safe. It is important to learn to swim. You can take lessons from a qualified instructor or adult who will teach you how to swim and be safe around water. Always wear a life jacket if you do not know how to swim.



**Unscramble
the words.**



1. rerpevesr _____

2. cnruesens _____

3. hiapsnslg _____

4. ivndgi _____

5. etsfya _____


6. misnwmgi _____

7. altaibnlef _____

8. gfularide _____

Never run around a pool. The water makes the cement or tiles very slippery and you could easily slip and fall.

**NO
RUNNING!**



FOR THE PARENTS

Follow this Safety Checklist!


- **Pay attention to kids when they are in or near the water. Don't engage in distracting activities like phone calls, texting or reading while acting as a water-watcher!**
- **Keep toddlers in shallow play areas and always be within an arms length of them.**
- **Avoid water wings or inflatable toys. Use life jackets approved by the U.S. Coast Guard.**
- **Warn kids about swallowing the water.**
- **Don't let kids swim when they are sick or have had diarrhea within a few days of a trip to the pool.**
- **Protect children from the sun — use plenty of sunscreen.**
- **Secure all gates, doors and windows leading to backyard pools.**
- **NEVER consider children water safe despite swimming skills!**
- **Remember, if your child is in the water, you should be too!**





Find your way
through the maze!

Start



Finish

POOL SAFETY RULES

- Always obey the lifeguard.
- No running, splashing or dunking.
- Never swim alone. Always use the buddy system.
- Watch where you are diving.
- Stay out of the water if you are sick or have diarrhea.
- Wear sunscreen.
- Be considerate of others.
- Keep glass and electrical items **AWAY** from the water.
- Learn to swim. If you haven't learned to swim, wear a life jacket.
- Always designate a parent or guardian to be a water-watcher. As a water-watcher you should avoid reading, talking on the phone or doing anything distracting.

Fill in the missing letters.

1. sw ___ m ___ e ___

2. f ___ oa ___ i ___ g


3. ___ nf ___ at ___ ble

4. spl ___ sh ___ n ___



ANSWERS:
1. swimmer
2. floating
3. inflatable
4. splashing

Find and circle the words in the puzzle.



LIFEGUARD

WATER

SLIDE

SAFE

CAREFULLY

RULES

POOL

SLIPPERY

SWIMMING

SPLASH

S C A R E F U L L Y E

W L I F E G U A R D Q

I Q I Q T I W P G N U

M A R D B S A C O D I

M B G L E N T B L O P

I S L I P P E R Y M L

N U A N R S R U L E S

G R G F T Z M G A K N

Z K A T E S P L A S H